

Operating instructions for myPRO^{XL} Dryers

Control panel



Instructions

- 


1 Open the door and load the machine
- 


2 Select a program
- 


3 (insert coin/token if applicable)
Push the ► start button to start programme
- 


4 Drying is complete when acoustic signal sounds

Programs

- 

High Temp* 60°C
Best for hygiene cycles
- 

Med Temp 40°C
- 

Low Temp 20°C
- 

Non Heated